

Arctic animals art.

We have been learning about animals that live in cold climates this week (PowerPoint online). These animals have adapted to be able to live in the cold weather.

For our art this week I would like you to draw an arctic animal (you may choose to do more than one animal, that's ok).

Think about the size of your drawing, and the shape of the head, body etc.

I have included some step by step guides to help you if you need them, and some pictures of arctic animals for you to look at and magpie from! You could always look online for a how to draw guide too.

Start lightly and when you are happy with your shapes you can go over it to make it darker.

Arctic animals are largely black and white.

Have fun x



Arctic fox



Arctic hare



Penguin



Polar bear



Snowy owl


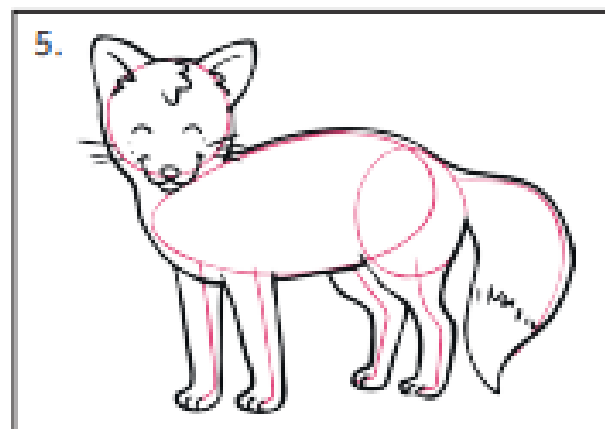
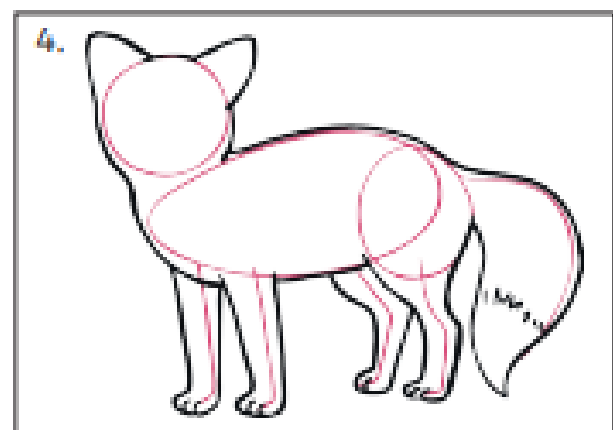
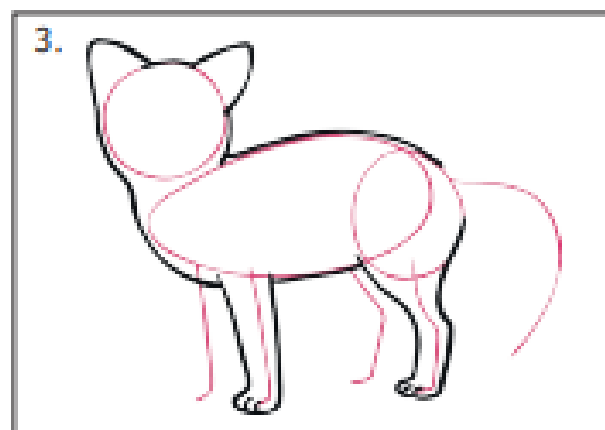
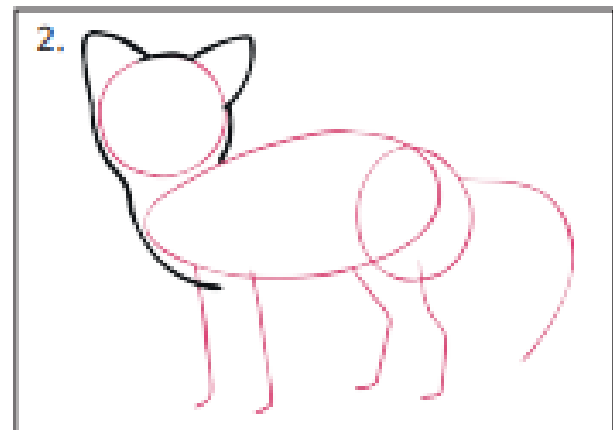



Walrus

Step by Step Guide

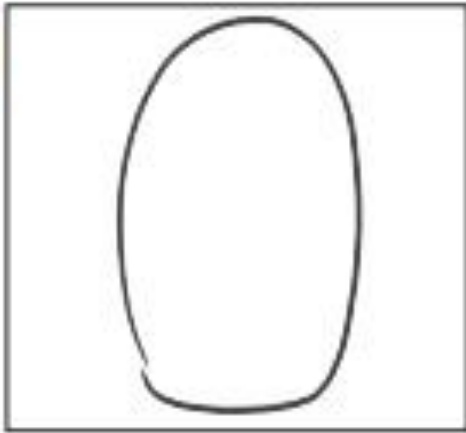
Drawing Characters from Ten Little Lights

Fox

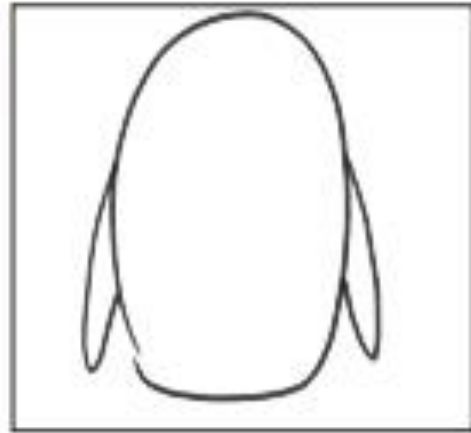


How to Draw a Penguin


1



2



3



4



5



6




Step by Step Guide

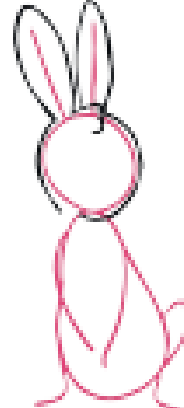
Drawing Characters from Ten Little Lights

Hare

1.



2.



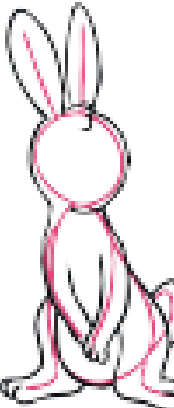
3.



4.



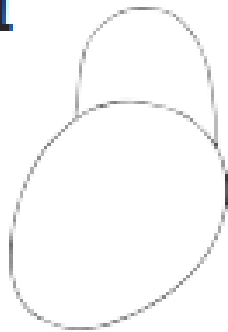
5.




6.




1



2




3



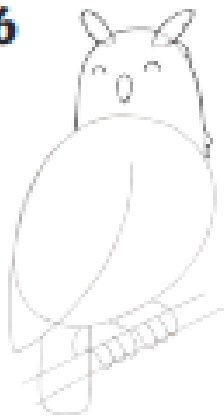
4



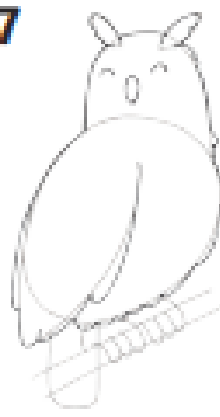
5



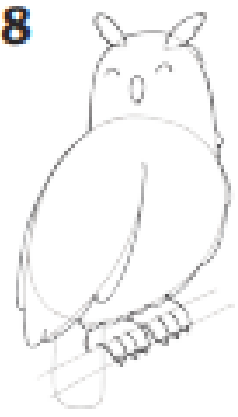
6



7



8



9



10



